

P.O. # _____ Quote #: _____
 Dealer: _____
 Address: _____
 City: _____ Province: _____ Postal Code: _____
 Tel: _____ Fax: _____ e-mail: _____
 Tag: _____
 Dealer Contact: _____
 Order Date: _____ Sales Rep: _____
 Ship to: _____

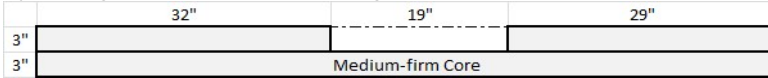
- 35" or 36" wide
 - 3" High Transfer Borders
 - Mattress Inserts are inside the mattress cover

Progressive Care Complete Mattress Basic Configuration Includes:

- 35" or 36" wide x 80" long x 6" deep mattress
- 3" deep medium density core with 3" high transfer borders along the left and right sides.
- Space for removable insert sections, each measuring 19" long x 3" deep. Width 35" or 36".
- Fluid-proof, Non-allergenic, antibacterial, anti-microbial Emersion (all-ways stretch) cover enclosing the mattress base and all inserts.

Select one of 5 standard packages.

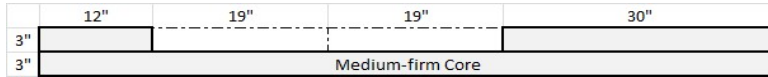
Option A - Single Insert Mattress - Focus on Sacral Region



Urethane Foam Top		
Width	MSRP	Part #
35" <input type="checkbox"/>	\$895	LTCAPSSU-50
36" <input type="checkbox"/>	\$895	LTCAPSSU-60

Memory Foam Top		
Width	MSRP	Part #
35" <input type="checkbox"/>	\$1,029	LTCAPSS-50
36" <input type="checkbox"/>	\$1,029	LTCAPSS-60

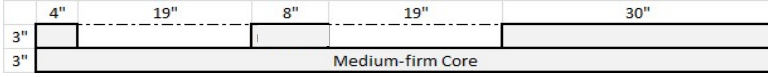
Option B - Double Insert Mattress - Focus on Sacral and Thigh Region



Urethane Foam Top		
Width	MSRP	Part #
35" <input type="checkbox"/>	\$945	LTCAPSDU-50
36" <input type="checkbox"/>	\$945	LTCAPSDU-60

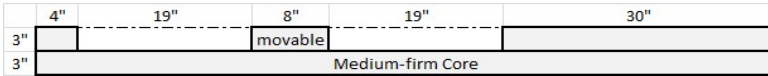
Memory Foam Top		
Width	MSRP	Part #
35" <input type="checkbox"/>	\$1,077	LTCAPSD-50
36" <input type="checkbox"/>	\$1,077	LTCAPSD-60

Option C - Double Insert Mattress with fixed or movable 8" Spacer - Focus on Sacral and Heel Region



Fixed Spacer Urethane Foam Top		
Width	MSRP	Part #
35" <input type="checkbox"/>	\$985	LTCAPSD8U-50
36" <input type="checkbox"/>	\$985	LTCAPSD8U-60

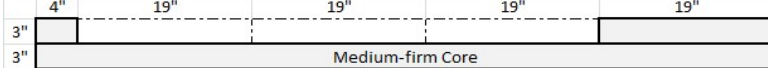
Fixed Spacer Memory Foam Top		
Width	MSRP	Part #
35" <input type="checkbox"/>	\$1,103	LTCAPSD8-50
36" <input type="checkbox"/>	\$1,103	LTCAPSD8-60



Movable Spacer Urethane Foam Top		
Width	MSRP	Part #
35" <input type="checkbox"/>	\$1,090	LTCAPSD8MU-50
36" <input type="checkbox"/>	\$1,090	LTCAPSD8MU-60

Movable Spacer Memory Foam Top		
Width	MSRP	Part #
35" <input type="checkbox"/>	\$1,272	LTCAPSD8M-50
36" <input type="checkbox"/>	\$1,272	LTCAPSD8M-60

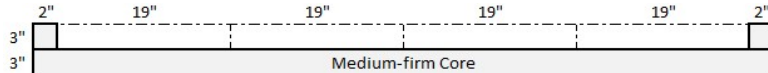
Option D - Triple Insert Mattress - Focus on Sacral and Heel Region



Urethane Foam Top		
Width	MSRP	Part #
35" <input type="checkbox"/>	\$925	LTCAPSTU-50
36" <input type="checkbox"/>	\$925	LTCAPSTU-60

Memory Foam Top		
Width	MSRP	Part #
35" <input type="checkbox"/>	\$1,064	LTCAPST-50
36" <input type="checkbox"/>	\$1,064	LTCAPST-60

Option E - Quad Insert Mattress - Focus on All Regions



Urethane Foam Top		
Width	MSRP	Part #
35" <input type="checkbox"/>	\$699	LTCAPSQ-50
36" <input type="checkbox"/>	\$699	LTCAPSQ-60

Select your inserts. All inserts are 3" thick. These inserts are NOT enclosed within individual covers.

Qty	Size	Part #	MSRP
<input type="checkbox"/>	19 x 34	CAS-34W	\$1,050
EMP Conform Air Insert Section			
<input type="checkbox"/>	19 x 35	PCM-GI-35	\$159
<input type="checkbox"/>	19 x 36	PCM-GI-36	\$159
Gel-in insert - Gel infused viscoelastic foam			
<input type="checkbox"/>	19 x 35	PCM-MFV-35	\$112
<input type="checkbox"/>	19 x 36	PCM-MFV-36	\$112
Medium-firm viscoelastic insert			
<input type="checkbox"/>	19 x 35	PCM-MSL-35	\$137
<input type="checkbox"/>	19 x 36	PCM-MSL-36	\$137
Medium-Soft Latex foam insert			
<input type="checkbox"/>	19 x 35	PCM-SF-35	\$69
<input type="checkbox"/>	19 x 36	PCM-SF-36	\$69
Medium-soft polyurethane insert			
<input type="checkbox"/>	19 x 35	PCM-SF-35	\$69
<input type="checkbox"/>	19 x 36	PCM-SF-36	\$69



Option C shown (Double Insert Mattress)